


LAB 325 SERIES



V3
High degree of
colour variation


AVAILABLE COLOURS



Base Ash



Base Pearl



Base Pepper



Base Taupe



Form Ash



Form Pearl



Form Pepper



Form Taupe

IN-STOCK

	24"x24" 60cmx60cm Rectified		24"x48" 60cmx120cm Rectified
	MATTE		MATTE
Base Ash	LAB2694	Form Ash	LAB2628
Base Pearl	LAB2693	Form Pearl	LAB2627
Base Pepper	LAB2696	Form Pepper	LAB2630
Base Taupe	LAB2695	Form Taupe	LAB2639

SPECIAL ORDER¹

BASE MATTE 7mm Rectified	FORM MATTE 7mm Rectified	BASE MATTE 9mm Rectified	FORM MATTE 9mm Rectified	GRIP 9mm Rectified
64"x128" 160cmx320cm (Pepper & Taupe only)	48"x108" 120cmx270cm	32"x64" 80cmx160cm	48"x48" 120cmx120cm	24"x24 60cmx60cm (Base colours)
48"x108" 120cmx270cm	64"x64" 160cmx160cm (Pepper & Taupe only)	48"x48" 120cmx120cm	12"x48" 30cmx120cm	8"x16" 20cmx40cm (Form colours)
		32"x32" 80cmx80cm		GRIP 2cm Rectified
				24"x48" 60cmx120cm (Base Ash/Taupe, & Form Ash/Taupe only)

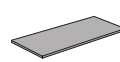
TECHNICAL INFO

C COMMERCIAL	RE RESIDENTIAL
DCoF DYNAMIC COEFFICIENT OF FRICTION ≥ 0.42 (MATTE)	R10 SLIP RESISTANT (MATTE)
FP FROST PROOF	R11 SLIP RESISTANT (GRIP)

SPECIAL PIECES FOR ORDER²



Battiscopa



Angolare Top



Gradone Top

¹ Special order sizes and finishes available in most colours. Please consult with a sales representative for more information (availability dependent on order quantity).

² For colours and sizes please consult with a sales representative.