



# SHALE SERIES




**V3**  
High degree of  
colour variation


## AVAILABLE COLOURS



Ash




Dark



Greige



Moon



Sand

## IN-STOCK

	24"x48" 60cmx120cm Rectified	24"x24" 60cmx60cm Rectified	12"x24" 30cmx60cm Rectified	12"x12" 30cmx30cm 2"x2" pc/sheet
	MATTE			MOSAIC
Ash	ITSH-A2448	ITSH-A24	ITSH-A1224	ITSH-A2
Dark	ITSH-D2448	ITSH-D24	ITSH-D1224	ITSH-D2
Greige	ITSH-G2448	ITSH-G24	ITSH-G1224	ITSH-G2
Moon	ITSH-M2448	ITSH-M24	ITSH-M1224	ITSH-M2
Sand	ITSH-S2448	ITSH-S24	ITSH-S1224	ITSH-S2

## SPECIAL ORDER<sup>1</sup>

MATTE Rectified	RIBBED Rectified	ANTISLIP* Non-Rectified	MURETTO 1.5"x4" pieces/sheet
32"x63" 80cmx160cm	24"x48" 60cmx120cm	12"x24" 30cmx60cm	12"x12" 30cmx30cm
6"x24 15cmx60cm	12"x24" 30cmx60cm	<b>2CM PAVER**</b> Rectified	
4"x12 10cmx30cm	4"x24 10cmx60cm	24"x48" 60cmx120cm	

\* Antislip available in Ash, Greige and Moon only.  
\*\* 2cm paver available in Greige and Sand only.

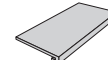
## TECHNICAL INFO

<b>C</b> COMMERCIAL	<b>RE</b> RESIDENTIAL	
<b>DCoF</b> DYNAMIC COEFFICIENT OF FRICTION ≥ 0.42	<b>R<sup>9</sup></b> SLIP RESISTANT (MATTE)	<b>R<sup>11</sup></b> SLIP RESISTANT (ANTISLIP/PAVER)
<b>FP</b> FROST PROOF		

## SPECIAL PIECES FOR ORDER<sup>2</sup>



Battiscopa



Gradone Con Toro

<sup>1</sup> Special order sizes and finishes available in most colours. Please consult with a sales representative for more information (availability dependent on order quantity).  
<sup>2</sup> For colours and sizes please consult with a sales representative.